

NEWS RELEASE



MEDIA INQUIRIES:

Lorne Bozinoff, President
lbozinoff@forumresearch.com
416.960.9603

FOR IMMEDIATE RELEASE

Most Canadians disagree with Trump

Majority wouldn't ban him from country

TORONTO December 29th - In a random sampling of public opinion taken by the Forum Poll™ among 1395 Canadian adults, as many as two thirds disapprove of US presidential contender Donald Trump in total (68%), while fewer than one fifth approves (19%) and one tenth do not have an opinion (12%). Approval is common to the youngest (23%), males (26%), mid income groups (\$40K to \$60K - 24%), in Ontario (23%) and Alberta (34%).

Majority disagree with barring Trump from Canada

The majority of Canadians aren't comfortable with the idea of banning Donald Trump from the country (54%), although as many as one third are in agreement (33%). This position is common to females (38%), the least wealthy (less than \$20K - 45%) in Quebec (43%).

Two thirds disagree with barring Muslims from US

As many as two thirds of Canadians disagree with Trump's plan to bar all Muslims from entering the US (67%), and fewer than a quarter agree (22%), a position characteristic of males (29%) in Alberta (37%).

"Trump has his adherents and defenders in Canada; they just aren't as numerous as they are in the US. Canadians aren't as quick to adopt extreme positions as some Americans are, and Donald Trump's positions are certainly extreme," said Forum Research President, Dr. Lorne Bozinoff.

Lorne Bozinoff, Ph.D. is the president and founder of Forum Research. He can be reached at lbozinoff@forumresearch.com or at (416) 960-9603.

TORONTO


December 29th, 2015

HIGHLIGHTS:

- Two thirds disapprove of US presidential contender Donald Trump in total (68%).
- The majority of Canadians aren't comfortable with the idea of banning Donald Trump from the country (54%).
- As many as two thirds of Canadians disagree with Trump's plan to bar all Muslims from entering the US (67%).
- "Trump has his adherents and defenders in Canada; they just aren't as numerous as they are in the US. Canadians aren't as quick to adopt extreme positions as some Americans are, and Donald Trump's positions are certainly extreme," said Forum Research President, Dr. Lorne Bozinoff.

180 Bloor Street W., #1400
Toronto, ON M5S 2V6
T 416.960.9600
F 416.960.9602

NEWS RELEASE



MEDIA INQUIRIES:

Lorne Bozinoff, President
lbozinoff@forumresearch.com
416.960.9603

TORONTO

December 29th, 2015

Methodology

The Forum Poll™ was conducted by Forum Research with the results based on an interactive voice response telephone survey of 1395 randomly selected Canadians 18 years of age or older. The poll was conducted between December 21st and December 22nd, 2015.

Results based on the total sample are considered accurate +/- 3%, 19 times out of 20. Subsample results will be less accurate. Margins of error for subsample (such as age, gender) results are available at www.forumresearch.com/samplestim.asp


Where appropriate, the data has been statistically weighted by age, region, and other variables to ensure that the sample reflects the actual population according to the latest Census data.

This research is not necessarily predictive of future outcomes, but rather, captures opinion at one point in time. Electoral success is dependant on the parties' skill at getting out the vote. Forum Research conducted this poll as a public service and to demonstrate our survey research capabilities. Forum houses its poll results in the Data Library of the Department of Political Science at the University of Toronto.

With offices across Canada and around the world, 100% Canadian-owned Forum Research is one of the country's leading survey research firms. This Forum Poll™ and other polls may be found at Forum's poll archive at www.forumresearch.com/polls.asp

180 Bloor Street W., #1400
Toronto, ON M5S 2V6
T 416.960.9600
F 416.960.9602

NEWS RELEASE



FORUM RESEARCH INC.

MEDIA INQUIRIES:

Lorne Bozinoff, President
lbozinoff@forumresearch.com
416.960.9603

TORONTO

December 29th, 2015

Donald Trump Approval

'Do you approve or disapprove of Donald Trump?'

[All Respondents]

Age / Gender

%	Total	18-34	35-44	45-54	55-64	65+	Male	Female
Sample	1395	252	180	231	338	394	719	676
Approve	19	23	18	22	16	14	26	13
Disapprove	68	66	68	65	72	74	63	73
Don't know	12	11	13	13	12	12	11	14

Region

%	Total	Atl	PQ	ON	MN/SK	AB	BC
Sample	1395	108	322	530	116	145	174
Approve	19	17	8	23	19	34	19
Disapprove	68	72	73	66	66	55	76
Don't know	12	11	19	11	15	11	6

Past Federal Vote Preference

%	Total	Conservative	Liberal	New Democratic	Green	Bloc Quebecois	Other Parties
Sample	1395	365	465	216	66	50	110
Approve	19	41	7	8	15	15	26
Disapprove	68	44	84	82	84	70	54
Don't know	12	15	9	10	2	15	20

180 Bloor Street W., #1400
Toronto, ON M5S 2V6
T 416.960.9600
F 416.960.9602

NEWS RELEASE



FORUM RESEARCH INC.

MEDIA INQUIRIES:

Lorne Bozinoff, President
lbozinoff@forumresearch.com
416.960.9603

TORONTO
December 29th, 2015

Banning Donald Trump

'Do you agree or disagree Donald Trump should be banned from entering Canada?'

[All Respondents]

Age / Gender

%	Total	18-34	35-44	45-54	55-64	65+	Male	Female
Sample	1395	252	180	231	338	394	719	676
Agree	33	34	33	34	31	32	28	38
Disagree	54	54	53	56	57	50	65	44
Don't know	13	11	14	10	12	18	7	18

Region


%	Total	Atl	PQ	ON	MN/SK	AB	BC
Sample	1395	108	322	530	116	145	174
Agree	33	34	43	31	28	22	31
Disagree	54	50	42	58	57	72	54
Don't know	13	16	15	11	16	6	15

Past Federal Vote Preference

%	Total	Conservative	Liberal	New Democratic	Green	Bloc Quebecois	Other Parties
Sample	1395	365	465	216	66	50	110
Agree	33	14	40	39	34	48	35
Disagree	54	77	49	43	59	39	43
Don't know	13	9	11	18	6	13	22

180 Bloor Street W., #1400
Toronto, ON M5S 2V6
T 416.960.9600
F 416.960.9602

NEWS RELEASE



FORUM RESEARCH INC.

MEDIA INQUIRIES:

Lorne Bozinoff, President

lbozinoff@forumresearch.com

416.960.9603

TORONTO

December 29th, 2015

Trump: Call to Ban Muslims

'Do you agree or disagree with Donald Trump's call to ban all Muslims from entering the US?'

[All Respondents]

Age / Gender

%	Total	18-34	35-44	45-54	55-64	65+	Male	Female
Sample	1395	252	180	231	338	394	719	676
Agree	22	25	22	25	21	17	29	16
Disagree	67	67	67	63	71	70	63	72
Don't know	10	8	12	12	8	12	9	12

Region

%	Total	Atl	PQ	ON	MN/SK	AB	BC
Sample	1395	108	322	530	116	145	174
Agree	22	16	25	21	21	37	15
Disagree	67	74	65	66	68	54	81
Don't know	10	10	10	13	11	9	5

Past Federal Vote Preference

%	Total	Conservative	Liberal	New Democratic	Green	Bloc Quebecois	Other Parties
Sample	1395	365	465	216	66	50	110
Agree	22	40	10	10	15	33	37
Disagree	67	47	81	84	80	65	41
Don't know	10	13	8	6	5	2	23

180 Bloor Street W., #1400

Toronto, ON M5S 2V6

T 416.960.9600

F 416.960.9602

NEWS RELEASE



FORUM RESEARCH INC.

For more information:

Lorne Bozinoff, Ph.D.

President

Forum Research Inc.

Tel: (416) 960-9603

Fax: (416) 960-9602

E-mail: lbozinoff@forumresearch.com

MEDIA INQUIRIES:

Lorne Bozinoff, President

lbozinoff@forumresearch.com

416.960.9603

TORONTO

December 29th, 2015

180 Bloor Street W., #1400

Toronto, ON M5S 2V6

T 416.960.9600

F 416.960.9602